



IMPACT REPORT

OVERVIEW

Q1 thru Q4 2022 (Jan-Dec)

This report summarizes services delivered and select outcomes achieved to date in 2022 for residents of affordable housing communities with a Service Coordinator (SC) and served by Resident Resources Network (RRN). The SC is responsible for connecting residents to supportive services that promote housing stability, self-sufficiency, and supportive communities. The information and graphics below help to provide a visual representation of RRN's impact to date, as well as some opportunities for improvement, with special attention given to those housing communities in which Ohio Capital Corporation for Housing (OCCH), CREA, and other syndicators have investment.

PROPERTIES SERVED

62

sites where onsite and remote SCs connect residents to supportive services

Figure 1. Properties served by owner and property type

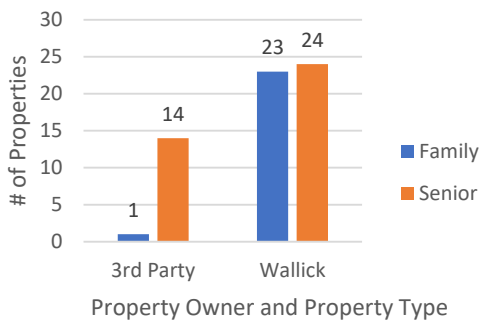


Figure 2. Properties served by property type and syndicator

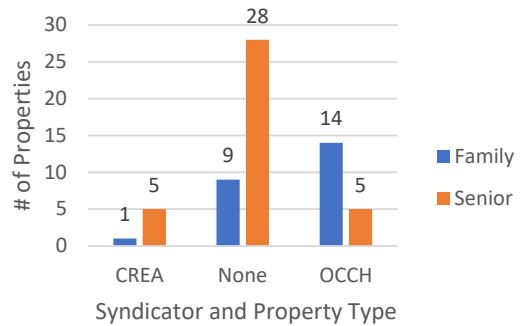
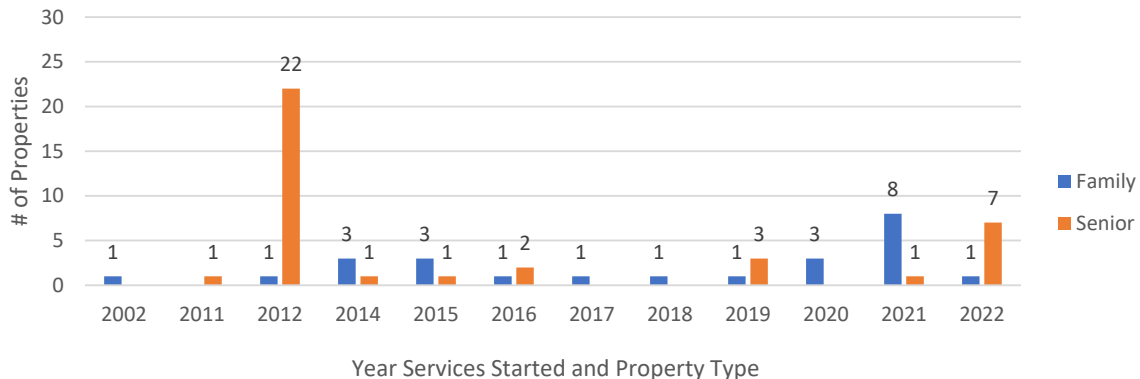


Figure 3. Properties served by year services first started and property type



RESIDENTS SERVED

7,874

residents have access to a Service Coordinator

Figure 4. Residents with access by property type

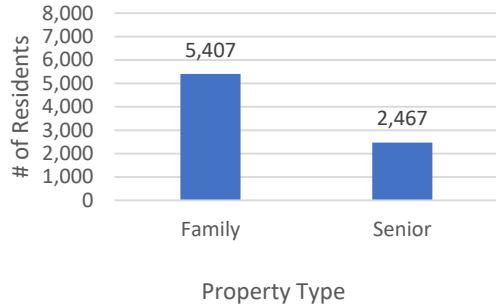
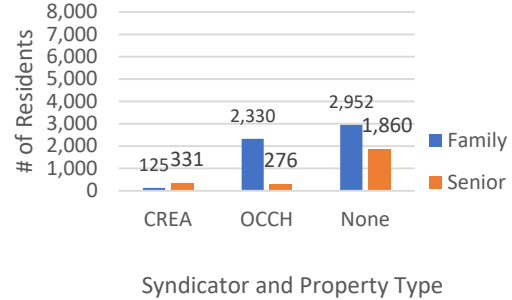


Figure 5. Residents with access by syndicator and property type



RESIDENTS ENGAGED

28%

of residents with access are engaged (i.e., assessed, referred, or assisted) by a Service Coordinator

Figure 6. Residents engaged by quarter

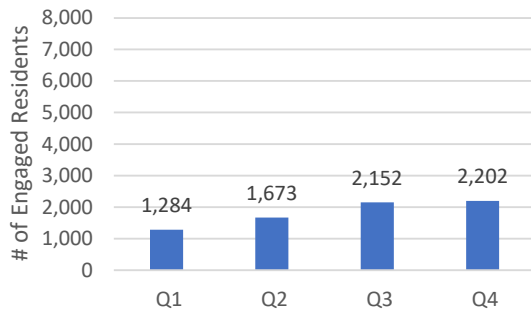
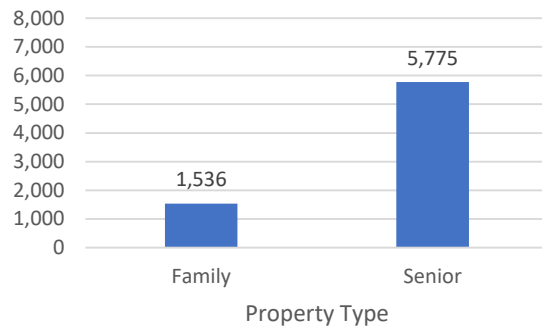


Figure 7. Residents engaged by property type



* Duplicated count

* Family SCs work ~10hrs/wk while most senior SCs work 20+ hrs/wk

EVICTIION PREVENTION

177

residents avoided eviction, with the help of a SC

Figure 8. Residents referred by referral source

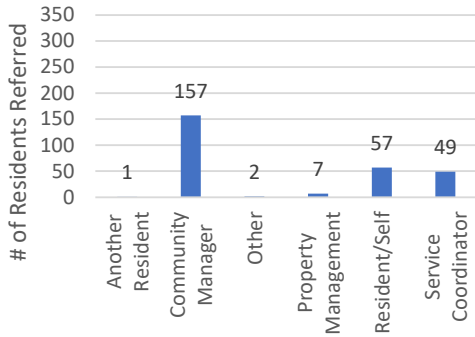
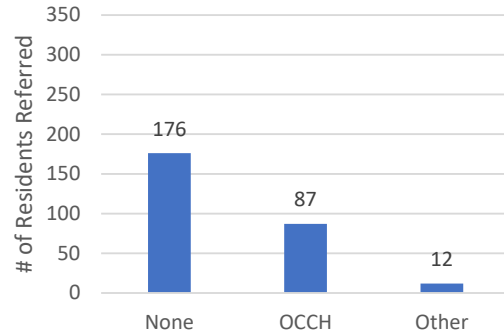
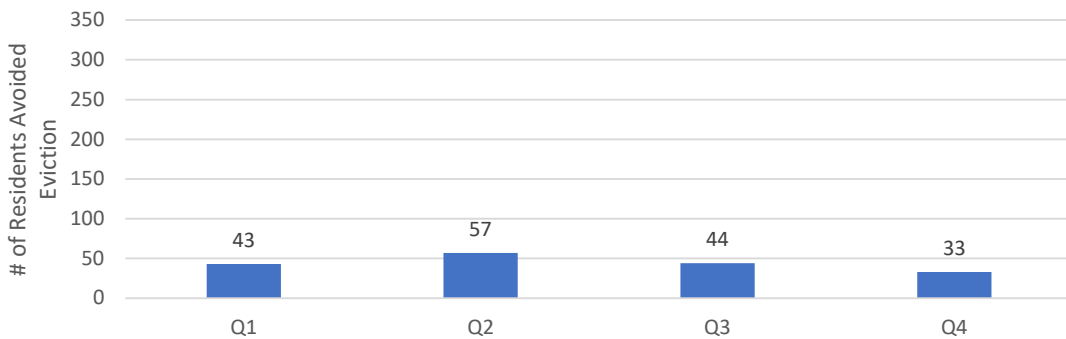


Figure 9. Residents referred by syndicator



* Includes residents at sites not typically served by RRN

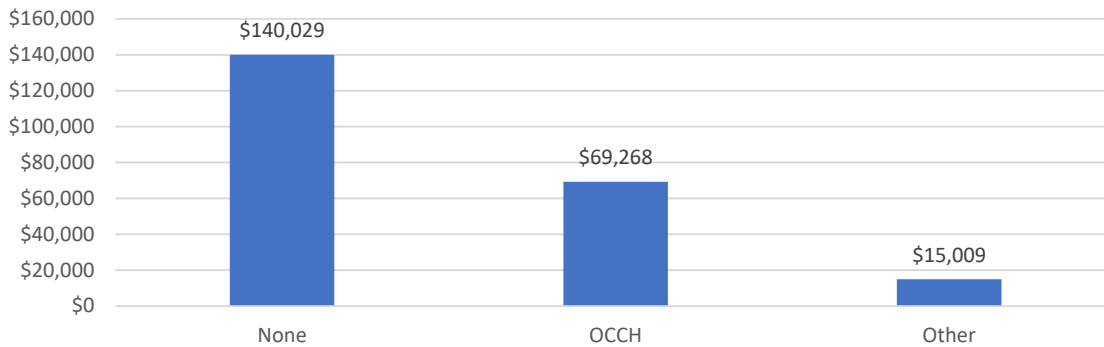
Figure 10. Residents avoided eviction by quarter



\$224,306

in rental and utility assistance secured by SCs on behalf of residents

Figure 11. Amount of funding secured by syndicator

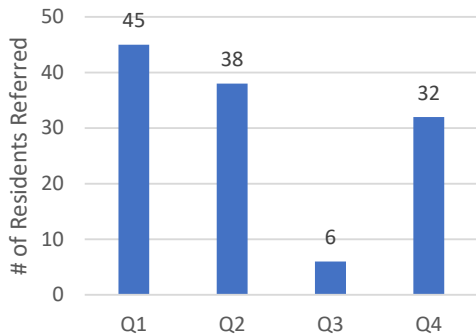


\$619,500

in savings to owners due to eviction prevention (\$3,500 per instance)

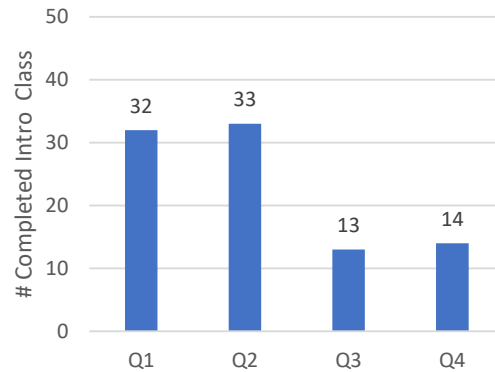
FINANCIAL WELLNESS for ALL (FWA)

Figure 12. Resident enrollment by quarter



* FWA began Nov 2021

Figure 13. Resident completion of Intro to Financial Wellness by quarter



\$12,400

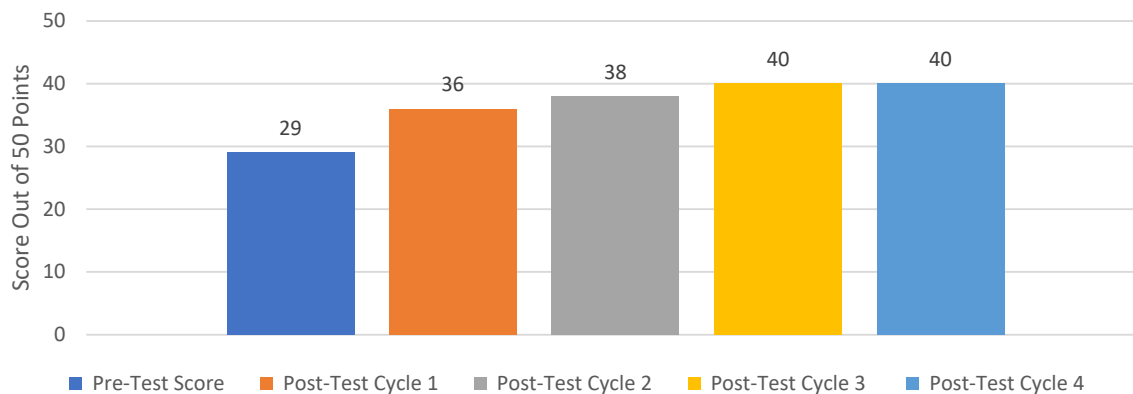
earned by residents and applied to rent or savings

VIRTUAL ESL

22

Faith Village residents attended ESL classes FY Sep2021-Jun2022

Figure 14. Average pre and post-test scores

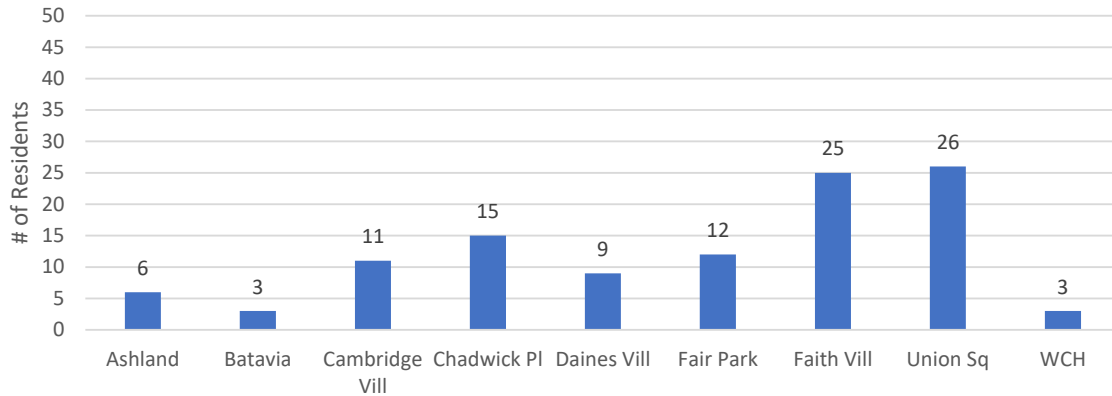


SUMMER CAMP

110

children across nine properties attended summer camp for free in 2022

Figure 15. 2022 Summer camp enrollment by property



WALICK SCHOLARSHIP AWARDS

\$ 174,000

awarded in scholarships from 1998 to 2022, through RRN's coordination

Figure 16. Wallick scholarship awards by year

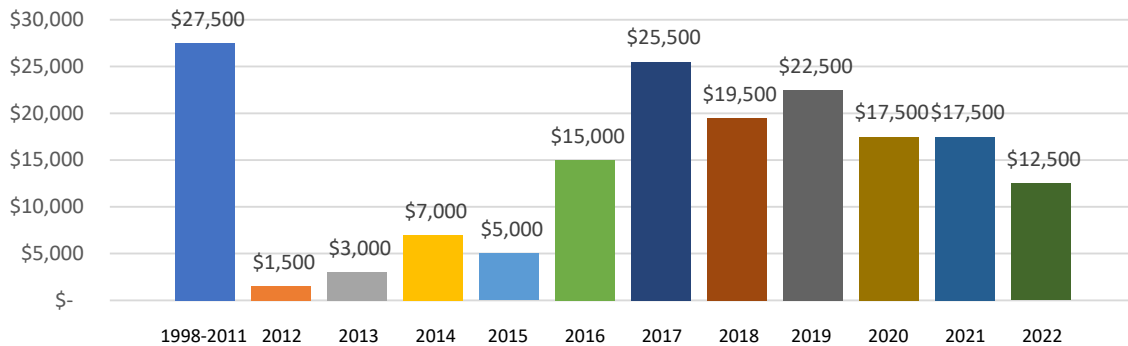


Figure 17. Wallick scholarship awards by property

