



Service Coordinator Quarterly Performance for families

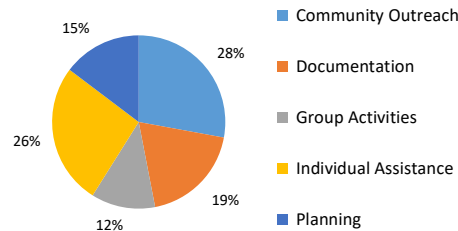
Quarter	Year	Property name:			
Q1: Jan 1 to Mar 31	2016	Ashland Village	Cutter Apts	Cypress Commo...	Fair Park
Q2: Apr 1 to Jun 30	2017	Faith Village	Fostoria Townh...	Lawrence Manor	Lawrence Village
Q3: Jul 1 to Sep 30	2018	Other (please s...	The Meadows (...)	Villages at Roll ...	Aspen Crossing
Q4: Oct 1 to Dec 31	2019	Eastmoor Square	Georgetown Se...	Glenview Estates	Indian Meadows
	2020	Kenmore Square	Ohio Townhomes	Post Oak	Rosewind

GENERAL INFO

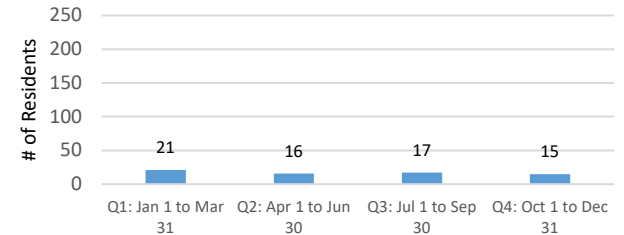
	Q1	Q2	Q3	Q4	YTD
Total # of Units	1,305	1,380	1,349	545	4,579
# of Service Hours	1,355	1,183	1,463	1,274	5,274
# of Residents Referred	115	63	85	96	359
# of Referrals Made	114	46	83	92	335

Estimated # of Residents	3,263	3,450	3,373	1,363	11,448
% of Residents Engaged	4%	2%	3%	7%	3%

Average Time Spent for Service Coordinators

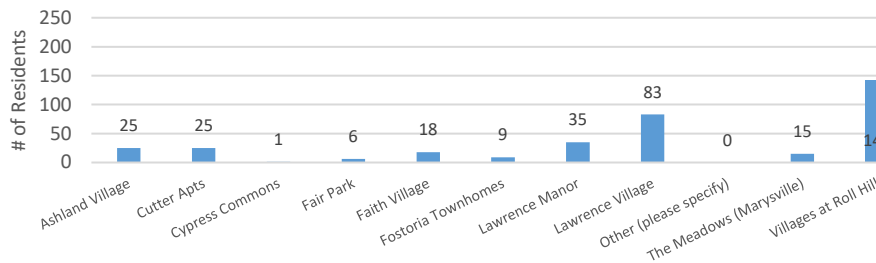


of Resident "No Shows"
*Began tracking in Q2

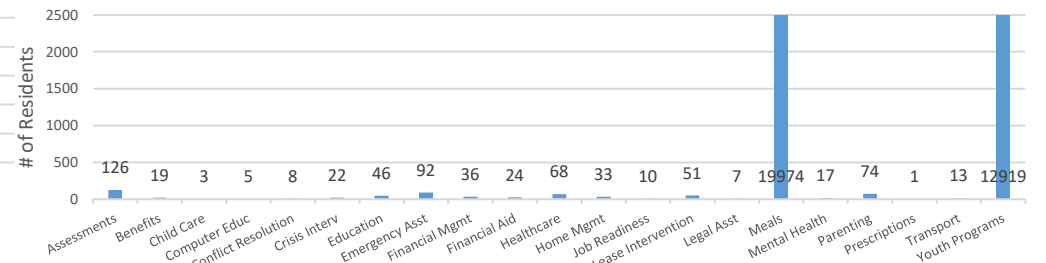


SERVICES PROVIDED

Residents Referred by Site

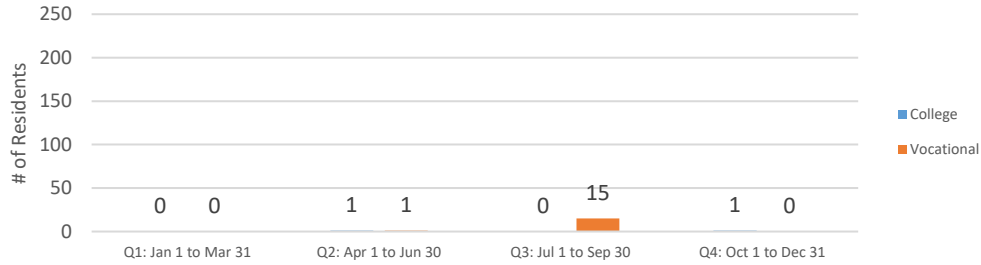


Services Provided by Category

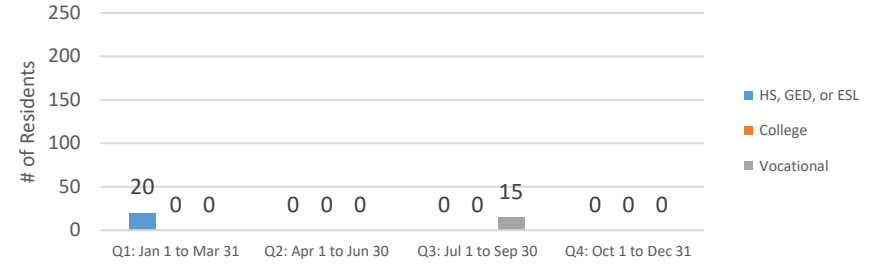


RESIDENT OUTCOMES

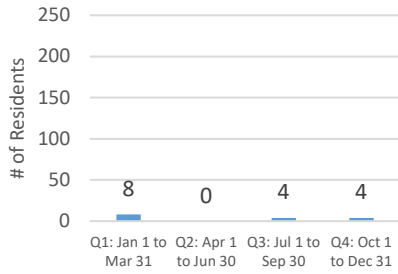
Enrolled in Educational/Vocational Programs



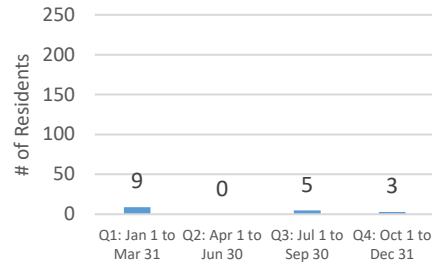
Completed Educational/Vocational Programs



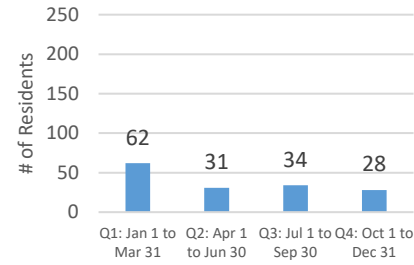
Obtained Employment



Increased Income



Avoided Eviction



Moved to Homeownership

