



Service Coordinator Quarterly Performance for families

Quarter	Year	Property name:			
Q1: Jan 1 to Mar 31	2015	Cutter Apts	Eastmoor Square	Fair Park	Faith Village
Q2: Apr 1 to Jun 30	2016	Fostoria	Glenview	Indian Meadows	Kenmore Square
Q3: Jul 1 to Sep 30	2017	Lawrence Village	Meadows (CMHA)	Meadows (Mary...)	Ohio Townhomes
Q4: Oct 1 to Dec 31		Post Oak	Rosewind	Thornwood	Villages at Roll Hill
		Washington Court			

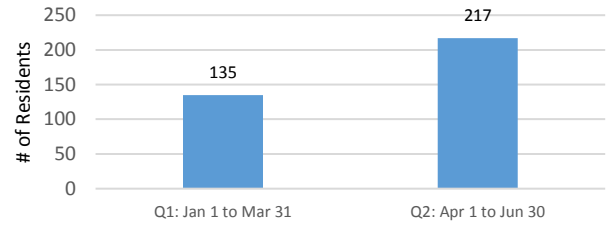
GENERAL INFO

	Q1	Q2	YTD		
Total # of Units	1,604	1,852	3,456		
# of Service Hours	1,721	1,484	3,205		
# of Residents Referred	135	217	352		
# of Referrals Made	164	226	390		
# of No Shows		29	29		
Estimated # of Residents	4,010	4,630	#REF!	#REF!	8,640
% of Residents Engaged	3%	5%	#REF!	#REF!	4%

Average Time Spent for Service Coordinators

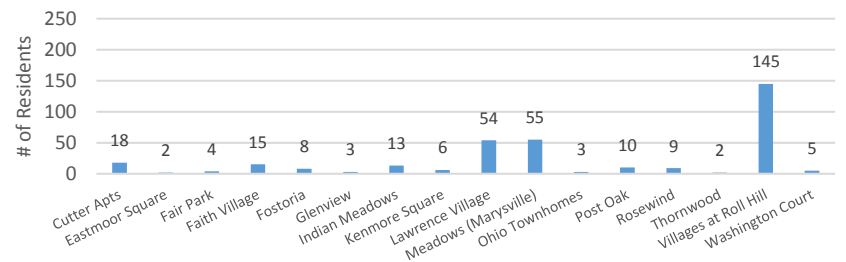


of Residents Referred by Quarter

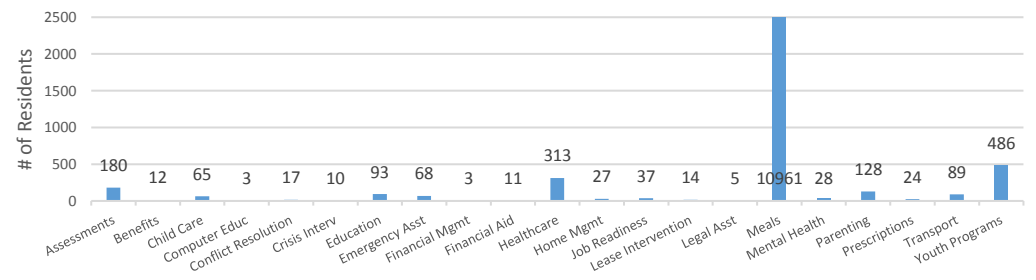


SERVICES PROVIDED

Residents Referred by Site

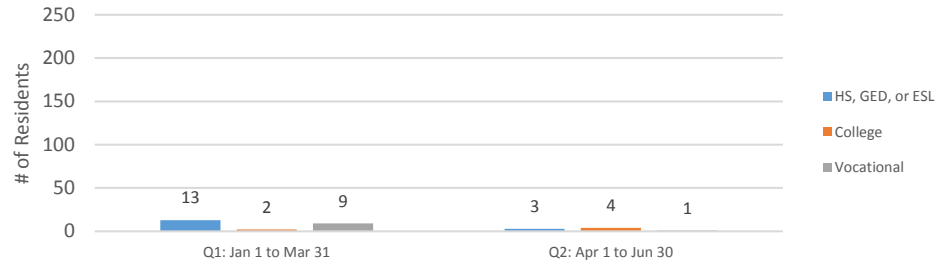


Services Provided by Category

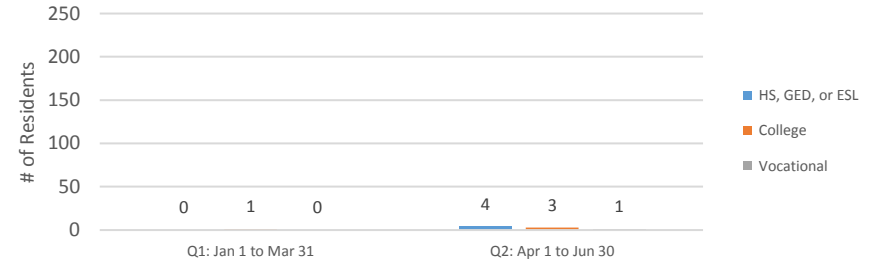


RESIDENT OUTCOMES

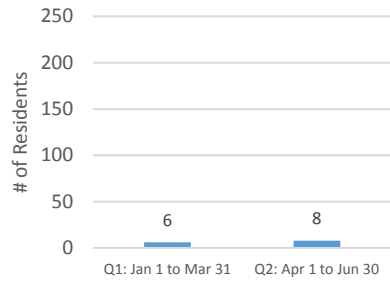
Enrolled in Educational/Vocational Programs



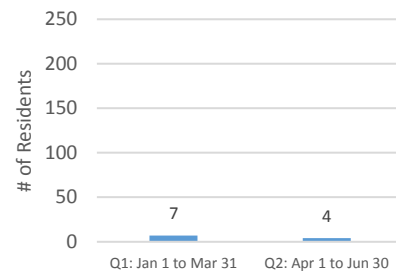
Completed Educational/Vocational Programs



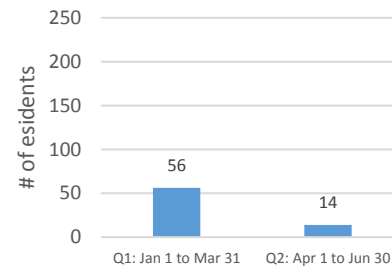
Obtained Employment



Increased Income



Avoided Eviction



Moved to Home Ownership

