



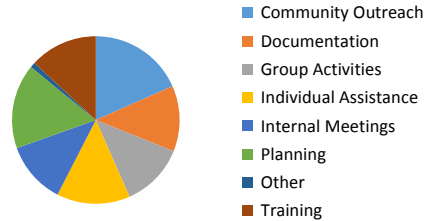
## Service Coordinator Quarterly Performance *for families*

<b>Quarter</b>	<b>Year</b>	<b>Property name:</b>
Q1: Jan 1 to Mar 31	2015	Eastmoor Square
Q2: Apr 1 to Jun 30	2016	Fair Park
Q3: Jul 1 to Sep 30	2017	Faith Village
Q4: Oct 1 to Dec 31		Fostoria Townhomes

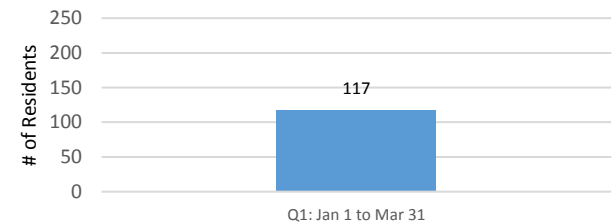
### GENERAL INFO

	Q1	YTD				
Total # of Units	1,564	1,564				
# of Assessments Completed	90	90				
# of Residents Referred	117	117				
# of Referrals Made	146	146				
Total # of Service Hours	1,565	1,565				
Estimated # of Residents	3,910	#REF!	#REF!	#REF!	#REF!	3,910
% of Residents Engaged	3%	#REF!	#REF!	#REF!	#REF!	3%

Average Time Spent for Service Coordinators

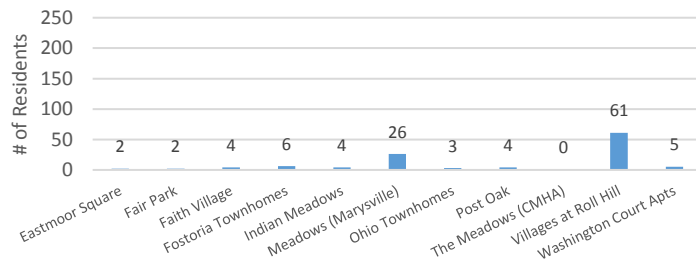


# of Residents Referred by Quarter

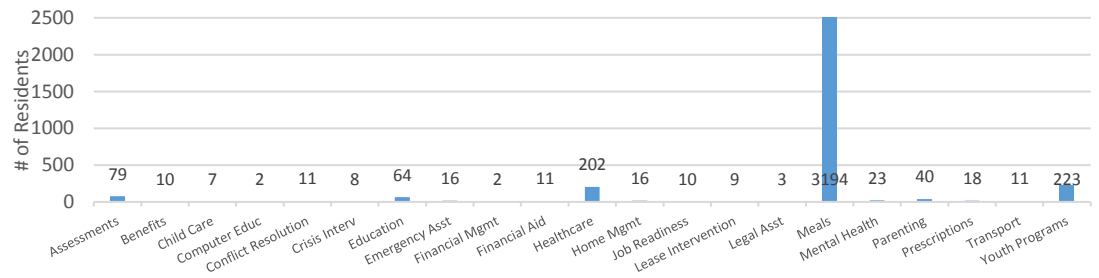


### SERVICES PROVIDED

Residents Referred by Site

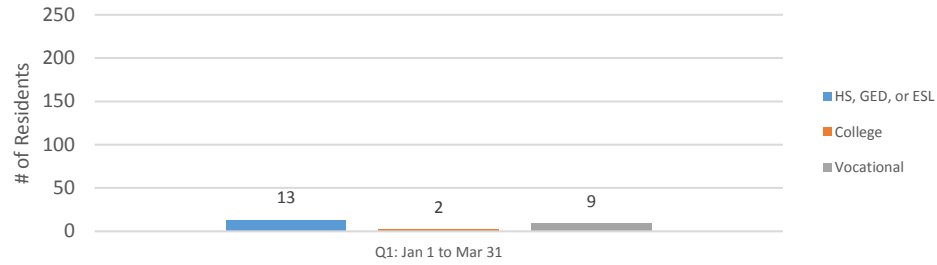


Services Provided by Category

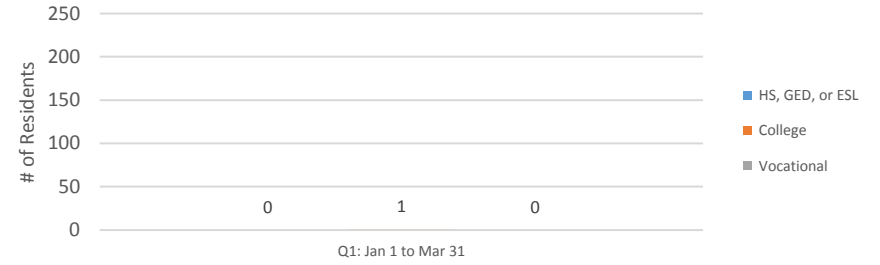


# RESIDENT OUTCOMES

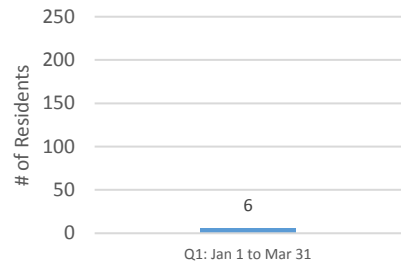
Enrolled in Educational/Vocational Programs



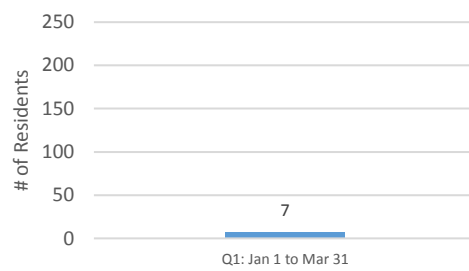
Completed Educational/Vocational Programs



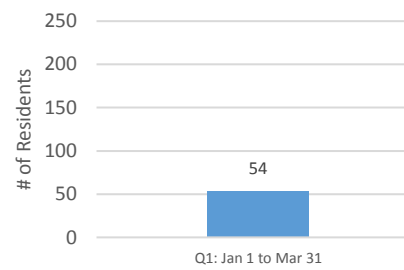
Obtained Employment



Increased Income



Avoided Eviction



Moved to Home Ownership

